


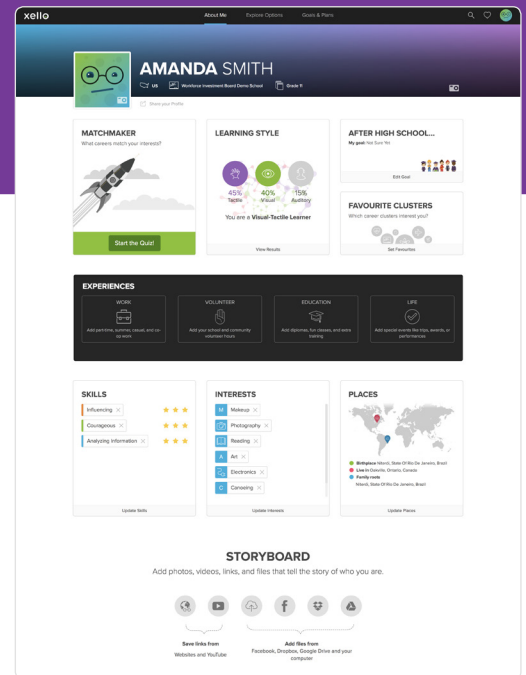
Assessments and About Me

Quiz time!

This walkthrough will take you through the **Matchmaker** assessments, and the self-reflection activities under **About Me** in your **Student Demo Account**. These activities help students better understand the future path that appeals most by encouraging them to think critically about their likes and dislikes, their skills, past experiences, and learning styles.

Sign into your demo student account to start your student-view journey of self-discovery!


 TIP: For a refresher on how to sign in and navigation, check out the *Dashboard and Orientation* walkthrough.



Personalize your Account

You'll see your avatar in various places across Xello including the top menu of every page and on your dashboard. To really make this account yours, add your own avatar.

- 1 Select **About Me** in the top menu.
- 2 Click the camera icon in the bottom right corner of the default avatar.
- 3 Follow the instructions to choose a picture from your computer.

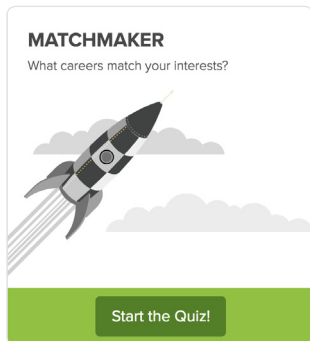


You can also add a cover photo to the top of your **About Me** page. Look for the camera icon to the right of your name.

Matchmaker

There are three phases to **Matchmaker**. With each completed phase, your career matches and clusters will be further refined based on your answers. Once you complete even the first phase, you'll get a strength of match rating for every career in Xello.

Start the Quiz!



To access **Matchmaker**, click **Start the Quiz!** from the **About Me** page.

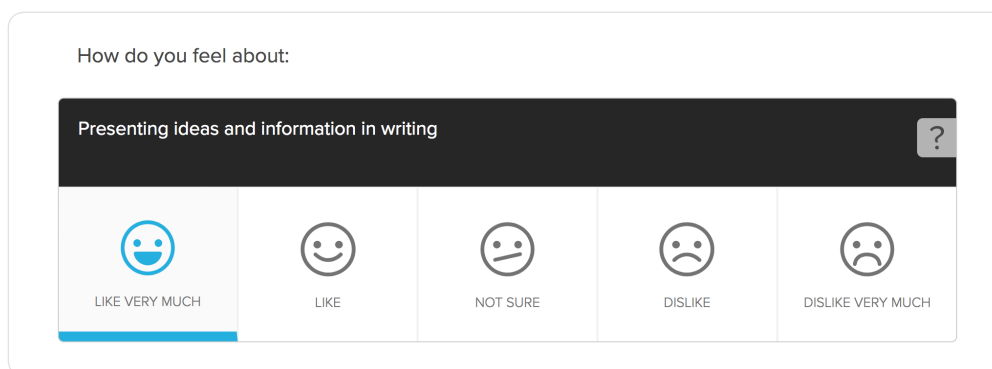
The first question asked is “*What would you like to do after high school?*”. This will filter the list of results, helping to personalize the Xello journey.

Not everyone knows what they'd like to do after high school, and that's ok! This answer can be changed at any time from the **About Me** page.

Phase 1: Career Matchmaker

With a short question set, students can quickly get to meaningful results that show how their interests match up with hundreds of occupations.

- 1 Answer 39 questions that encourage self-reflection to match personal interests to career opportunities.



TIP: To get more information or clarification on a question, click the question mark icon.

TIP: If you've changed your mind on how you answered a previous question, click **Review My Answers**, located next to the progress bar, to update your choice.

- 2 Take a look at your results page and see your top career matches, as well as recommended career clusters to explore.
- 3 Continue on to start the **Personality Styles** quiz.

Phase 2: Personality Style

This assessment uses the Holland Model and matches you with careers that are popular for professionals with the same personality styles.

- 1 Answer 28 questions to define your personality style, creating a better understanding of why certain careers are a good fit.
- 2 Click **View Full Results** for a complete description of your styles.
- 3 Keep going to start **Mission Complete**.

TIP: Don't worry if you can't complete all the questions at once. You can close the assessment by clicking **Done** in the top right corner.

All your answers will be saved and when you're ready, you'll pick right back up where you left off.

You are an
ORGANIZER

and a
THINKER

and a
HELPER

WHAT IS THE HOLLAND MODEL?

The Holland Codes can tell you about your personality style. People can display the traits of one or more of these six personality styles:

Builders like to use tools and machines to repair and install things. They are practical and good at using their hands.
Holland Code: REALISTIC

Thinkers like to research and

Organizers enjoy working with data, information, and files. They are good at following directions and paying attention to detail. They use efficient systems to arrange and keep records. Many of them like working with numbers.

Phase 3: Mission Complete

Get your best results by finishing **Mission Complete!**

- 1 Answer the final 49 questions.
- 2 Once completed, click **View My Matches** to be directed to the **Explore Careers** page where you can view the best career matches based on your interests.

Inventor
\$0 - \$40,000

Electronics Engineer
\$40,000 - \$135,000

Mathematician
\$40,000 - \$160,000

TIP: If you've chosen to view your career matches or clusters before finishing all three phases, you can find your way back to the quiz by clicking **About Me** in the top menu.

It's Worth Noting...

- When you're in a career profile, be sure to click the **Find out why** link near the **Save** button. You'll see exactly how your answers match up with the aspects of that career.
- If you want to delete your **Matchmaker** results, go to **About Me** and click the three dot button to the right of **Career Matches** and select **Reset Matchmaker**.
- For more information on career profiles, see *Explore Options and Goals & Plans* walkthrough.

About Me

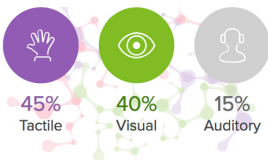
The **About Me** page helps to bring Xello full-circle by assembling all the pieces of your self-discovery journey. From here you can access your assessment results and your top career matches. Further flesh out a well-rounded understanding of who you are with activities designed to encourage you reflect on your skills, learning habits, and experiences with a critical eye to prepare for the future.

TIP: Access **About Me** on any page from the top menu bar.

Try out each of the sections below to develop a profile all about you!

Learning Style

Are you an audio, visual, or tactile learner? Answer 20 questions on the Learning Style quiz to gain a better understanding of how you can maximize your learning style.



Favorite Clusters

Click through and view the different career clusters to expand your knowledge and interest in different occupational fields. Pick your favorites to group similar careers and make your search easier.



Experiences

Keep track of your work, volunteer, education, and life experiences and view them all on a timeline and see how much you've already accomplished.



Skills and Interests

Think about your skills and interests to prompt yourself to highlight what you're good at and what you're interested in. Rank your skills: are you a ninja, master, or jedi?



Storyboard

Personalize your experience yourself by adding photos, videos, links, and files that help tell the story of who you are, what you like, and what inspires you to move forward with your goals. The **Storyboard** function can also be found at the bottom of all career, program, and school profiles.



Checklist:

- Complete **Matchmaker**, **Personality Style** and **Mission Complete Assessments**
- Add a few **Skills**, **Interests**, and **Experiences**
- Build your **Storyboard** with your favorite photos, videos, or links

Next Steps

Now that you've gotten to know yourself a little better through the **Matchmaker** assessment and reflection activities on **About Me**, bring it full circle and start applying your self-knowledge to exploring potential careers, majors, and schools, and building a future plan. View the *Explore Options and Goals & Plans* guide for more information.