




xello

# Introducing your students to Xello

Scope and sequence documentation  
to get you started on the right foot






# Say hello to Xello!

Xello is software that helps students in grades 6–12 create their very own, unique roadmap for future success—enabling them to discover their own personalized pathway through self-knowledge, exploration and planning.


Build Self-Knowledge




Explore Options



Create a Plan



Learn & Reassess



To encourage continuous learning and reassessment, Xello includes age-appropriate content with grade-specific lessons. Lessons cover six core themes: *Self-knowledge*, *Learning Pathways*, *Career Exploration*, *Decision Making & Goal Setting*, *Success Skills*, and *Real World Readiness*. Each addresses the academic and real-world skills relevant for grades 6–12 to help make students ready for a constantly changing world.

## Lessons are interactive, fully digital and turn-key.




By automatically bringing in students' own saved careers, schools, and interests, Xello provides a completely personalized, seamless and relevant learning experience. You can easily integrate lessons into your curriculum, providing students with a self-directed and engaging way to meet your learning goals and help students make more meaningful decisions about their future.

In this document you'll find a recommended grade-by-grade sequence for the lessons available in Xello, details about what students need to do before starting each lesson, and an overview of what your students will learn in each one. We've also suggested additional activities students can complete in Xello at each grade.


### A few notes:

- ✓ Activities in this document, and their sequence, are recommendations. Feel free to customize the activities and lesson sequence to meet your needs.
- ✓ Lesson lengths outlined in this document are approximations—students may take more or less time to complete a lesson.
- ✓ More details about lessons in Xello, including how students work with lessons, and how you can review and report on lessons can be found in the *Support* section of Xello educator accounts and at <https://help.xello.world>.

## 6<sup>th</sup> Grade

LESSON	BEFORE BEGINNING...	STUDENTS WILL...
<b>Interests</b>  20 to 30 minutes	<ul style="list-style-type: none"> <li>✓ Add at least 5 interests</li> <li>✓ Save 3 careers</li> </ul>	<ul style="list-style-type: none"> <li>• Reflect on a few of the interests they've saved in Xello's interest inventory</li> <li>• Explore the link between interests and various careers</li> <li>• Investigate how their interests match up with a career they like</li> </ul>
<b>School Subjects at Work</b>  20 to 30 minutes	<ul style="list-style-type: none"> <li>✓ Save 3 careers</li> </ul>	<ul style="list-style-type: none"> <li>• Explore how people in a variety of careers apply different school subjects on the job</li> <li>• Investigate how people in various careers use a school subject they like on the job</li> <li>• Explore the school subjects related to careers they like</li> </ul>
<b>Decision Making</b>  20 to 30 minutes	<ul style="list-style-type: none"> <li>✓ Students can dive right in!</li> </ul>	<ul style="list-style-type: none"> <li>• Explore the importance of making informed decisions, and using the information they have to make the best decisions at the time</li> <li>• Learn about the importance of considering the consequences of potential decisions</li> <li>• Reflect on an important decision they've recently made</li> </ul>

### Suggested activities



#### ABOUT ME

- ✓ Upload a profile picture and cover photo
- ✓ Add hobbies and interests to **Interests**
- ✓ Explore **Career Clusters** and save ones of interest
- ✓ Save personal work or relevant files to their **Storyboard**


#### EXPLORE OPTIONS

- ✓ Explore careers and use filters to refine results based on specific school subjects
- ✓ Research some career profiles and save ones of interest

## 7<sup>th</sup> Grade

LESSON	BEFORE BEGINNING...	STUDENTS WILL...
<p><b>Explore Learning Styles</b></p> <p>🕒 30 to 40 minutes</p>	<ul style="list-style-type: none"> <li>✓ Complete the <i>Learning Style</i> quiz</li> <li>✓ Save 3 careers</li> </ul>	<ul style="list-style-type: none"> <li>• Investigate visual, auditory, and tactile learning styles</li> <li>• Explore how understanding their own learning style can help them in school and in their career</li> </ul>
<p><b>Discover Learning Pathways</b></p> <p>🕒 30 to 40 minutes</p>	<ul style="list-style-type: none"> <li>✓ Save 3 careers</li> </ul>	<ul style="list-style-type: none"> <li>• Investigate their postsecondary pathway options</li> <li>• Explore the postsecondary pathways to various careers</li> <li>• Evaluate the pathways they could take to a career that interests them</li> </ul>
<p><b>Biases and Career Choices</b></p> <p>🕒 20 to 30 minutes</p>	<ul style="list-style-type: none"> <li>✓ Students can dive right in!</li> </ul>	<ul style="list-style-type: none"> <li>• Identify biases of gender, ethnicity, ability, and class in the workplace</li> <li>• Explore how biases can influence career choices</li> </ul>

### Suggested activities



#### ABOUT ME

- ✓ Complete the *Learning Style* quiz
- ✓ Identify areas of expertise and add skills in *Skills*




#### EXPLORE OPTIONS

- ✓ Try out the filters and see how changing filters impacts results


#### EXPLORE OPTIONS *(continued)*

- ✓ Select a career profile and read interviews with real people currently in that career
- ✓ Select a few career profiles, save ones they might be interested in, and record their feelings about them
- ✓ Check out the profiles for schools of interest

## 8<sup>th</sup> Grade

LESSON	BEFORE BEGINNING...	STUDENTS WILL...
<b>Skills</b>  30 to 40 minutes	<ul style="list-style-type: none"> <li>✓ Save 3 careers</li> </ul>	<ul style="list-style-type: none"> <li>• Explore how school, extracurricular, and leisure activities help build skills</li> <li>• Identify skills needed for a variety of occupations</li> <li>• Investigate career options related to their own skills</li> </ul>
<b>Explore Career Matches</b>  30 to 40 minutes	<ul style="list-style-type: none"> <li>✓ Complete the <i>Matchmaker</i> quiz</li> <li>✓ Save 3 careers</li> </ul>	<ul style="list-style-type: none"> <li>• Investigate central, secondary, and other aspects of the career match assessment, and how they relate to careers</li> <li>• Reflect on their own career assessment results</li> <li>• Explore the aspects of a career that interests them</li> </ul>
<b>Transition to High School</b>  20 to 30 minutes	<ul style="list-style-type: none"> <li>✓ Save at least 5 interests</li> </ul>	<ul style="list-style-type: none"> <li>• Explore ways to make their transition to high school easier and more successful</li> <li>• Identify questions and concerns they might have about transitioning to high school</li> <li>• Explore clubs, activities, and other resources to help handle the transition to high school</li> <li>• Develop strategies to deal with transitions</li> </ul>

### Suggested activities



#### ABOUT ME

- ✓ Complete the *Matchmaker* quiz
- ✓ Update *Skills*, Interests and *Storyboard*
- ✓ Add life and education experiences to the *Experiences Timeline*

#### GOALS & PLANS

- ✓ Begin a four-year high school course plan

#### EXPLORE OPTIONS

- ✓ Choose career profiles of interest and find out why certain options may be a better fit than others by reviewing *Matchmaker* answers
- ✓ Focus on the education section in a career profile and explore schools offering related training
- ✓ Choose a career profile and save it, record feelings about saved careers, and further investigate these options.

## 9<sup>th</sup> Grade

LESSON	BEFORE BEGINNING...	STUDENTS WILL...
<p><b>Personality Styles</b></p> <p>🕒 30 to 40 minutes</p>	<ul style="list-style-type: none"> <li>✓ Complete the <i>Personality Styles</i> quiz</li> <li>✓ Save 3 careers</li> </ul>	<ul style="list-style-type: none"> <li>• Investigate <i>Personality Styles</i></li> <li>• Explore how their own personality style can help them at home, school, work, and other areas of their life</li> </ul>
<p><b>Exploring Career Factors</b></p> <p>🕒 30 to 40 minutes</p>	<ul style="list-style-type: none"> <li>✓ Save 3 careers</li> </ul>	<ul style="list-style-type: none"> <li>• Further explore and investigate <i>Important Factors</i>: work/life balance, money, making a difference, education, interests, growth</li> <li>• Assess which of these 6 core factors are important to them when making a career decision, and why</li> <li>• Prioritize the 6 core factors that influence their career decisions</li> </ul>
<p><b>Getting Experience</b></p> <p>🕒 20 to 30 minutes</p>	<ul style="list-style-type: none"> <li>✓ Save 3 careers</li> <li>✓ Add 3 experiences to the <i>Experiences Timeline</i></li> </ul>	<ul style="list-style-type: none"> <li>• Explore different ways to get work experience now</li> <li>• Identify several ways to get experience while still in school: community service / volunteerism, co-op programs, part-time job, internships, etc.</li> <li>• Assess which type of experience is best suited for their career interests and goals</li> </ul>

### Suggested activities



#### ABOUT ME

- ✓ Update avatar and cover photos
- ✓ Complete the *Personality Styles* quiz
- ✓ Save interesting and helpful resources to help bring plans to life in *Storyboard*







#### GOALS & PLANS

- ✓ Create one or more plans


#### EXPLORE OPTIONS

- ✓ Choose a career profile, save it and rate the *Important Factors* for that career
- ✓ Start to explore programs and majors, see which programs are available at schools of interest



## 10<sup>th</sup> Grade

LESSON	BEFORE BEGINNING...	STUDENTS WILL...
<b>Work Values</b>  30 to 40 minutes	 Save 3 careers	<ul style="list-style-type: none"> <li>• Consider what work values are</li> <li>• Explore their own work values</li> <li>• Investigate careers that may be satisfying based on their values</li> </ul>
<b>Careers and Lifestyle Costs</b>  40 to 50 minutes	 Save 3 careers	<ul style="list-style-type: none"> <li>• Identify some of their most important lifestyle goals</li> <li>• Assess whether or not they can achieve lifestyle goals in a career that interests them</li> </ul>
<b>Workplace Skills and Attitudes</b>  20 to 30 minutes	 Students can dive right in!	<ul style="list-style-type: none"> <li>• Explore skills and behaviors that employers look for, such as time management, dependability, good attitude, communication skills, problem solving, etc.</li> <li>• Explain why these skills and behaviors are important to various careers and how they manifest on the job</li> <li>• Assess their own employability skills</li> </ul>


### Suggested activities






#### ABOUT ME

-  Complete *Matchmaker Mission Complete* questions
-  Add volunteer experiences to the *Experiences Timeline*







#### EXPLORE OPTIONS

-  Choose career profiles of interest and then look through the *Earnings* and *Sample Career Path* sections of those profiles


#### EXPLORE OPTIONS *(continued)*

-  Review saved careers, update list and further investigate preferred careers
-  Explore schools and majors, experiment with the filters to see how different factors affect the options
-  Save schools and majors of interest



## 11<sup>th</sup> Grade

LESSON	BEFORE BEGINNING...	STUDENTS WILL...
<b>Choosing a College or University</b>  40 to 50 minutes	 Save 3 schools	<ul style="list-style-type: none"> <li>Identify which factors are important to them in a potential postsecondary school</li> <li>Investigate how a college or university stacks up to their priorities</li> </ul>
<b>Career Demand</b>  40 to 50 minutes	 Save 3 careers	<ul style="list-style-type: none"> <li>Learn about career projections and outlooks</li> <li>Analyze factors that impact career demand, such as changes in technology, demographics, business practices or production methods, consumer preferences, and workplace restructuring</li> <li>Explore how their career plans may be shaped based on the demand for a career that interests them</li> </ul>
<b>Entrepreneurial Skills</b>  20 to 30 minutes	 Save 3 careers	<ul style="list-style-type: none"> <li>Identify the skills and characteristics that make entrepreneurs successful</li> <li>Investigate paths to becoming an entrepreneur (including starting your own business, buying a franchise and others)</li> <li>Explore the benefits and challenges of becoming an entrepreneur</li> <li>Investigate ways to apply entrepreneurial skills within a career that interests them (develop entrepreneurial opportunities for themselves with any career)</li> </ul>


### Suggested activities





#### ABOUT ME

-  Add part-time and/or summer job experiences to *Experiences Timeline*
-  Explore educator-provided links and resources for financial aid

#### GOALS & PLANS







-  Update and edit plans in *My Plans*—delete any plans that may no longer be relevant


#### EXPLORE OPTIONS

-  Select school profiles that are of interest and further explore academic options by looking at admission requirements for those school and majors
-  Review saved schools and programs, update list based on new experiences or insights



## 12<sup>th</sup> Grade


LESSON	BEFORE BEGINNING...	STUDENTS WILL...
<b>Defining Success</b>  20 to 30 minutes	 Save 3 careers	<ul style="list-style-type: none"> <li>• Explore what success means to them in various aspects of life including in their personal life, school, and career</li> <li>• Explore ways they can make a difference and achieve success in a career that interests them</li> </ul>
<b>Career Backup Plans</b>  30 to 40 minutes	 Save 3 careers	<ul style="list-style-type: none"> <li>• Learn the importance of career backup plans</li> <li>• Investigate strategies for dealing with obstacles that may come up in their career path</li> <li>• Explore potential backup careers for themselves</li> </ul>
<b>Job Interviews</b>  20 to 30 minutes	 Students can dive right in!	<ul style="list-style-type: none"> <li>• Explore ways to prepare for a job interview</li> <li>• Describe their own abilities and qualifications in the context of an interview</li> <li>• Investigate job interview questions in the context of a career that interests them</li> <li>• Explore appropriate post-interview behaviors and actions</li> </ul>





### Suggested activities




#### ABOUT ME

-  Review content and make any updates


#### GOALS & PLANS

-  Identify a plan or plans to put into action and delete any plans that might be outdated
-  Select schools and programs and begin application process

#### EXPLORE OPTIONS

-  Conduct a final exploration of schools and majors of interest—become familiar with campus locations, culture and program requirements

#### DASHBOARD

-  Explore educator-provided links and resources for financial aid

## Ongoing Activities

### Explore Options

Students are encouraged to browse, filter and research to learn more about the range of career, school and education programs available. The more exposure, the better!

### Building About Me

Good career decisions start with strong self-knowledge. With regular updates to the *Experiences*, *Skills* and *Interests* sections of *About Me*, students create a fuller picture of who they are.

### Course Planning

The best course planning is done over time, in the context of career exploration and planning. Course plans can be modified and updated on an ongoing basis. Of course, annual course selections is regular event for all students throughout the high school years.

### Lessons and Assignments

Educators can activate new lessons and activities for students at any time. Students are encouraged to login regularly to stay on top of their assigned projects.

### Curate Saved Options

Review, reflect and update saved options overtime to keep pace with new learnings and evolving preferences. An up-to-date list of saved options is a great foundation for students' future planning.

### Storyboard

Students can add content to their personal Storyboard at anytime. Ongoing, organic building of content allows students to create a rich archive of resources they value and develop a library of their proudest or most relevant accomplishments from each grade.

### Building Plans

Keeping plans current requires periodic creation of new plans to reflect new interests and editing or deletion of existing plans. Ongoing planning allows students to gain experience with this critical skill, strengthening their ability to plan.

