

The Stanley County School District, #57-1, Board of Education met in regular session December 18, 2015 at 12:15 P.M., at the Board Room at the Parkview Auditorium with Gary Johnson, Steve Brown, Sarah Carter, Shannon Schweitzer and Carly Sommars. Others in attendance were Superintendent Dan Martin and Business Manager Kim Fischer. Visitors were Jen Milliken, Michelle Glodt, Michelle Martin, Shari Beeghly, Shirley Swanson, Kedrick Martin, Teri Heninger, Becci Scott, Lana Chase, Olivia Chase, Raymond Tibbs, Darla Tibbs, Layna Tibbs, Anita Wyly, Kevin Carter, John Latham, Michael Roggow, Arvera McQuistion, Mike McQuistion, Christy Schilling, Shawn Leafgreen, Brian Menning, Dawn Kramme, Jody Gillaspie, Sarah Lutz, Jeri Wilcox, Melissa Kirkpatrick, Eric Fjerestad, Marissa Jacobsen, Jay Gillaspie, Rick Cronin, Amy Brady, Brian Brady, Linda Brown, Kyle Wyly, Carson Wyly, Troy Titze, Tina Titze, Daysen Titze, Brenda O'Connor, Gage Straw, and Phil Edwards.

President Johnson called the meeting to order at 12:15 PM.

Johnson led the Pledge of Allegiance.

Schweitzer moved, seconded by Sommers, to adopt the agenda as presented. All voted aye. Motion carried.

Elementary Principal Michelle Glodt presented results from the Stanley County School District: 4 day/5 Day Survey. The survey included staff, parents, and community members and was developed by a task force consisting of staff, parents, community members, board members and administration within the school district. The results are located on the school district website at <https://stanleycounty.k12.sd.us>.

Brown moved, seconded by Schweitzer, to adjourn at 12:27 PM. All voted aye. Motion carried.

---

Gary Johnson, President

---

Kim Fischer, Business Manager

# *Stanley County School District:* 4 Day/5 Day Survey

Results of the Staff, Parent, and Community Surveys

Presented: December 18, 2015

# Participation Rates:

- 88.7% of Stanley County Schools' staff participated in the staff survey.
- 42% of Stanley County Schools' families participated in the parent survey.
- 98 community members participated in the community survey.
  - If calculated against the registered voters in Stanley County, this equates to 5% turnout.
    - Reminder: All parents, including parents who are resident community members, were directed to the parent survey.

# School District Staff: Survey Results

December 2015

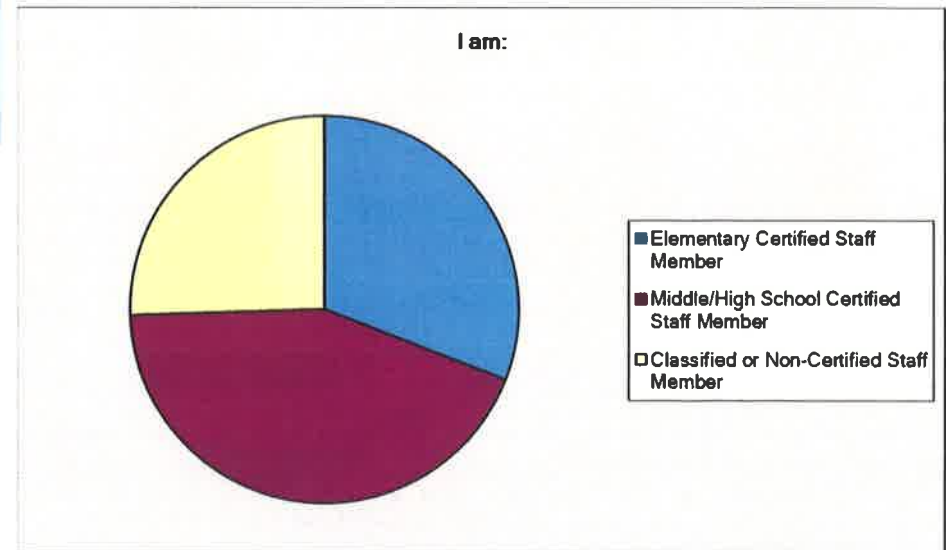
# Stanley County Schools' Staff Participation

Staff: 4/5 Day Survey

I am:		
Answer Options	Response Percent	Response Count
Elementary Certified Staff Member	30.9%	17
Middle/High School Certified Staff Member	43.6%	24
Classified or Non-Certified Staff Member	25.5%	14
<i>answered question</i>		55

The response percent and response count breakdown is based on the 55 staff members who participated.

88.7% of Stanley County Schools' staff participated in the survey.



# Staff Support Breakdown

- Elem Certified Staff

I support:		
Answer Options	Response Percent	Response Count
4 Day Week	64.7%	11
5 Day Week	5.9%	1
Undecided	29.4%	5
<i>answered question</i>		<b>17</b>

- MS/HS Certified Staff

I support:		
Answer Options	Response Percent	Response Count
4 Day Week	75.0%	18
5 Day Week	12.5%	3
Undecided	12.5%	3
<i>answered question</i>		<b>24</b>

- Classified/Non-Certified Staff

I support:		
Answer Options	Response Percent	Response Count
4 Day Week	78.6%	11
5 Day Week	21.4%	3
Undecided	0.0%	0
<i>answered question</i>		<b>14</b>

Question: The following factors strongly influence my decision (select up to 5):  
 All results on this page are from **ELEMENTARY CERTIFIED** staff.

Of those favoring a 4 day week:

The following factors strongly influence my decision: (select up to 5: if more than 5 are selected, you will receive an error message)

Answer Options	Response Percent	Response Count
Salary	45.5%	5
Length of day	18.2%	2
Student contact time	36.4%	4
Protected learning time (early releases)	18.2%	2
Planning/Prep time	36.4%	4
Student attendance	18.2%	2
Student achievement	81.8%	9
Enrichment Fridays/Opportunities	54.5%	6
Professional development	36.4%	4
Material retention	9.1%	1
Enrollment retention	18.2%	2
School morale	81.8%	9
Community perception	0.0%	0
<i>answered question</i>		<b>11</b>

Of those favoring a 5 day week:

The following factors strongly influence my decision: (select up to 5: if more than 5 are selected, you will receive an error message)

Answer Options	Response Percent	Response Count
Salary	100.0%	1
Length of day	100.0%	1
Student contact time	0.0%	0
Protected learning time (early releases)	0.0%	0
Planning/Prep time	0.0%	0
Student attendance	0.0%	0
Student achievement	100.0%	1
Enrichment Fridays/Opportunities	0.0%	0
Professional development	0.0%	0
Material retention	100.0%	1
Enrollment retention	100.0%	1
School morale	0.0%	0
Community perception	0.0%	0
<i>answered question</i>		<b>1</b>

Of those undecided  
 in their support:

The following factors strongly influence my decision: (select up to 5: if more than 5 are selected, you will receive an error message)

Answer Options	Response Percent	Response Count
Salary	80.0%	4
Length of day	40.0%	2
Student contact time	60.0%	3
Protected learning time (early releases)	0.0%	0
Planning/Prep time	60.0%	3
Student attendance	0.0%	0
Student achievement	80.0%	4
Enrichment Fridays/Opportunities	0.0%	0
Professional development	20.0%	1
Material retention	20.0%	1
Enrollment retention	0.0%	0
School morale	40.0%	2
Community perception	0.0%	0
<i>answered question</i>		<b>5</b>

Question: The following factors strongly influence my decision (select up to 5):  
 All results on this page are from MIDDLE/HIGH SCHOOL CERTIFIED staff.

Of those favoring a 4 day week:

The following factors strongly influence my decision: (select up to 5: if more than 5 are selected, you will receive an error message)

Answer Options	Response Percent	Response Count
Salary	44.4%	8
Length of day	22.2%	4
Student contact time	27.8%	5
Protected learning time (early releases)	11.1%	2
Planning/Prep time	38.9%	7
Student attendance	33.3%	6
Student achievement	55.6%	10
Enrichment Fridays/Opportunities	55.6%	10
Professional development	16.7%	3
Material retention	16.7%	3
Enrollment retention	22.2%	4
School morale	55.6%	10
Community perception	5.6%	1
<i>answered question</i>		<b>18</b>

Of those favoring a 5 day week:

The following factors strongly influence my decision: (select up to 5: if more than 5 are selected, you will receive an error message)

Answer Options	Response Percent	Response Count
Salary	0.0%	0
Length of day	100.0%	3
Student contact time	100.0%	3
Protected learning time (early releases)	33.3%	1
Planning/Prep time	0.0%	0
Student attendance	0.0%	0
Student achievement	66.7%	2
Enrichment Fridays/Opportunities	0.0%	0
Professional development	0.0%	0
Material retention	100.0%	3
Enrollment retention	0.0%	0
School morale	0.0%	0
Community perception	33.3%	1
<i>answered question</i>		<b>3</b>

Of those undecided in their support:

The following factors strongly influence my decision: (select up to 5: if more than 5 are selected, you will receive an error message)

Answer Options	Response Percent	Response Count
Salary	33.3%	1
Length of day	33.3%	1
Student contact time	33.3%	1
Protected learning time (early releases)	0.0%	0
Planning/Prep time	33.3%	1
Student attendance	66.7%	2
Student achievement	33.3%	1
Enrichment Fridays/Opportunities	33.3%	1
Professional development	0.0%	0
Material retention	66.7%	2
Enrollment retention	0.0%	0
School morale	100.0%	3
Community perception	0.0%	0
<i>answered question</i>		<b>3</b>



Question: The following factors strongly influence my decision (select up to 5):

All results on this page are from **CLASSIFIED/NON-CERTIFIED** staff.

Of those favoring a 4 day week:

The following factors strongly influence my decision: (select up to 5: if more than 5 are selected, you will receive an error message)

Answer Options	Response Percent	Response Count
Salary	0.0%	0
Length of day	20.0%	2
Student contact time	40.0%	4
Protected learning time (early releases)	10.0%	1
Planning/Prep time	10.0%	1
Student attendance	70.0%	7
Student achievement	60.0%	6
Enrichment Fridays/Opportunities	80.0%	8
Professional development	20.0%	2
Material retention	0.0%	0
Enrollment retention	40.0%	4
School morale	80.0%	8
Community perception	30.0%	3
<i>answered question</i>		<b>10</b>

Of those favoring a 5 day week:

The following factors strongly influence my decision: (select up to 5: if more than 5 are selected, you will receive an error message)

Answer Options	Response Percent	Response Count
Salary	0.0%	0
Length of day	33.3%	1
Student contact time	33.3%	1
Protected learning time (early releases)	0.0%	0
Planning/Prep time	0.0%	0
Student attendance	0.0%	0
Student achievement	66.7%	2
Enrichment Fridays/Opportunities	0.0%	0
Professional development	0.0%	0
Material retention	66.7%	2
Enrollment retention	66.7%	2
School morale	33.3%	1
Community perception	0.0%	0
<i>answered question</i>		<b>3</b>

There were no undecided supporters within the classified/non-certified participants.

**Question:** If going to a 5-day week (with the same number of contract hours as a 4-day week) means your negotiated salary would remain the same, will this influence you to seek full-time employment outside the District?

All results on this page are from **ELEMENTARY CERTIFIED** staff.

Of those favoring a 4 day week:

If going to a 5 day week (with the same number of contract hours as a 4 day week) means your negotiated salary would remain the same, will this influence you to seek full-time employment outside the District?

Answer Options	Response Percent	Response Count
Yes	72.7%	8
No	27.3%	3
<i>answered question</i>		<b>11</b>

Of those favoring a 5 day week:

If going to a 5 day week (with the same number of contract hours as a 4 day week) means your negotiated salary would remain the same, will this influence you to seek full-time employment outside the District?

Answer Options	Response Percent	Response Count
Yes	100.0%	1
No	0.0%	0
<i>answered question</i>		<b>1</b>

Of those undecided in their support:

If going to a 5 day week (with the same number of contract hours as a 4 day week) means your negotiated salary would remain the same, will this influence you to seek full-time employment outside the District?

Answer Options	Response Percent	Response Count
Yes	40.0%	2
No	60.0%	3
<i>answered question</i>		<b>5</b>

**Question:** If going to a 5-day week (with the same number of contract hours as a 4-day week) means your negotiated salary would remain the same, will this influence you to seek full-time employment outside the District?

All results on this page are from **MIDDLE/HIGH SCHOOL CERTIFIED** staff.

Of those favoring a 4 day week:

If going to a 5 day week (with the same number of contract hours as a 4 day week) means your negotiated salary would remain the same, will this influence you to seek full-time employment outside the District?

Answer Options	Response Percent	Response Count
Yes	77.8%	14
No	22.2%	4
<i>answered question</i>		18

Of those favoring a 5 day week:

If going to a 5 day week (with the same number of contract hours as a 4 day week) means your negotiated salary would remain the same, will this influence you to seek full-time employment outside the District?

Answer Options	Response Percent	Response Count
Yes	0.0%	0
No	100.0%	3
<i>answered question</i>		3

Of those undecided in their support:

If going to a 5 day week (with the same number of contract hours as a 4 day week) means your negotiated salary would remain the same, will this influence you to seek full-time employment outside the District?

Answer Options	Response Percent	Response Count
Yes	0.0%	0
No	100.0%	3
<i>answered question</i>		3

**Question:** If the District moves to a 5-day week, will this influence you to seek employment elsewhere?

All results on this page are from **ELEMENTARY CERTIFIED** staff.

**Of those favoring a 4 day week:**

If the District moves to a 5 day week, will this influence you to seek employment elsewhere?		
Answer Options	Response Percent	Response Count
Yes	63.6%	7
No	36.4%	4
<i>answered question</i>		11

**Of those favoring a 5 day week:**

If the District moves to a 5 day week, will this influence you to seek employment elsewhere?		
Answer Options	Response Percent	Response Count
Yes	0.0%	0
No	100.0%	1
<i>answered question</i>		1

**Of those undecided in their support:**

If the District moves to a 5 day week, will this influence you to seek employment elsewhere?		
Answer Options	Response Percent	Response Count
Yes	0.0%	0
No	100.0%	5
<i>answered question</i>		5

Question: If the District moves to a 5-day week, will this influence you to seek employment elsewhere?

All results on this page are from MIDDLE/HIGH SCHOOL CERTIFIED staff.

Of those favoring a 4 day week:

If the District moves to a 5 day week, will this influence you to seek employment elsewhere?		
Answer Options	Response Percent	Response Count
Yes	83.3%	15
No	16.7%	3
<i>answered question</i>		18

Of those favoring a 5 day week:

If the District moves to a 5 day week, will this influence you to seek employment elsewhere?		
Answer Options	Response Percent	Response Count
Yes	0.0%	0
No	100.0%	3
<i>answered question</i>		3

Of those undecided in their support:

If the District moves to a 5 day week, will this influence you to seek employment elsewhere?		
Answer Options	Response Percent	Response Count
Yes	33.3%	1
No	66.7%	2
<i>answered question</i>		3

Question: If the District moves to a 5-day week, will this influence you to seek employment elsewhere?

All results on this page are from **CLASSIFIED/NON-CERTIFIED** staff.

Of those supporting a 4 day week:

If the District moves to a 5 day week, will this influence you to seek employment elsewhere?		
Answer Options	Response Percent	Response Count
Yes	50.0%	5
No	50.0%	5
<i>answered question</i>		10

Of those supporting a 5 day week:

If the District moves to a 5 day week, will this influence you to seek employment elsewhere?		
Answer Options	Response Percent	Response Count
Yes	0.0%	0
No	100.0%	3
<i>answered question</i>		3

There were no undecided supporters within the classified/non-certified participants.

# School District Parents: Survey Results

December 2015



# Stanley County Schools' Parent Participation

Parent: 4/5 Day Survey

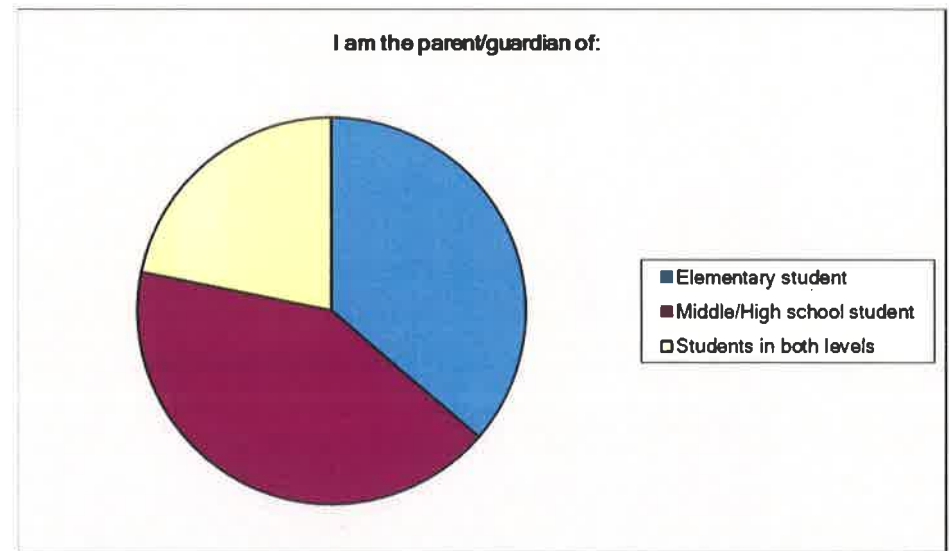
I am the parent/guardian of:		
Answer Options	Response Percent	Response Count
Elementary student	36.3%	65
Middle/High school student	41.9%	75
Students in both levels	21.8%	39
<i>answered question</i>		179

*The response percent and response count breakdown is based on the 179 validated parent responses.*

Based on the number of families in the District; these results represent 42% of the family population.

Knowing that each family had the potential for two surveys, the participation percentage goes to 32%.

There were 211 initial responses; 32 responses were deemed invalid due to not meeting the Family Lunch Account Number ID criteria.





# Parent Support Breakdown

- Parents of Elementary Students:

I support:		
Answer Options	Response Percent	Response Count
4 Day Week	64.6%	42
5 Day Week	30.8%	20
Undecided	4.6%	3
<i>answered question</i>		<b>65</b>

- Parents of MS/HS Students:

I support:		
Answer Options	Response Percent	Response Count
4 Day Week	84.0%	63
5 Day Week	16.0%	12
Undecided	0.0%	0
<i>answered question</i>		<b>75</b>

- Parents of Students in Both Levels:

I support:		
Answer Options	Response Percent	Response Count
4 Day Week	84.6%	33
5 Day Week	10.3%	4
Undecided	5.1%	2
<i>answered question</i>		<b>39</b>

Question: The following factors strongly influence my decision (select up to 4):  
 All results on this page are from PARENTS OF ELEMENTARY age students.

Of those supporting the 4-day week:

The following factors strongly influence my decision: (select up to 4 options: you will receive an error message if more than 4 are selected)

Answer Options	Response Percent	Response Count
Length of day	14.3%	6
Student contact time	28.6%	12
Minimal early releases	45.2%	19
Teachers remaining in District	73.8%	31
Student attendance	31.0%	13
Student achievement	47.6%	20
Enrichment Fridays/Opportunities	52.4%	22
Students remembering lessons	16.7%	7
Maintaining student enrollment	38.1%	16
School/Community morale	26.2%	11
Community perception	0.0%	0
<i>answered question</i>		<b>42</b>

Of those supporting the 5-day week:

The following factors strongly influence my decision: (select up to 4 options: you will receive an error message if more than 4 are selected)

Answer Options	Response Percent	Response Count
Length of day	45.0%	9
Student contact time	75.0%	15
Minimal early releases	0.0%	0
Teachers remaining in District	20.0%	4
Student attendance	10.0%	2
Student achievement	70.0%	14
Enrichment Fridays/Opportunities	0.0%	0
Students remembering lessons	60.0%	12
Maintaining student enrollment	35.0%	7
School/Community morale	15.0%	3
Community perception	5.0%	1
<i>answered question</i>		<b>20</b>

Of those undecided in their support:

The following factors strongly influence my decision: (select up to 4 options: you will receive an error message if more than 4 are selected)

Answer Options	Response Percent	Response Count
Length of day	0.0%	0
Student contact time	66.7%	2
Minimal early releases	0.0%	0
Teachers remaining in District	66.7%	2
Student attendance	33.3%	1
Student achievement	33.3%	1
Enrichment Fridays/Opportunities	0.0%	0
Students remembering lessons	66.7%	2
Maintaining student enrollment	0.0%	0
School/Community morale	33.3%	1
Community perception	33.3%	1
<i>answered question</i>		<b>3</b>

Question: The following factors strongly influence my decision (select up to 4):  
 All results on this page are from PARENTS OF MIDDLE/HIGH SCHOOL age students.

Of those supporting the 4-day week:

The following factors strongly influence my decision: (select up to 4 options: you will receive an error message if more than 4 are selected)

Answer Options	Response Percent	Response Count
Length of day	4.8%	3
Student contact time	33.3%	21
Minimal early releases	31.7%	20
Teachers remaining in District	65.1%	41
Student attendance	34.9%	22
Student achievement	58.7%	37
Enrichment Fridays/Opportunities	77.8%	49
Students remembering lessons	9.5%	6
Maintaining student enrollment	14.3%	9
School/Community morale	28.6%	18
Community perception	3.2%	2
<i>answered question</i>		<b>63</b>

There were no undecided supporters within the MS/HS parent participants.

Of those supporting the 5-day week:

The following factors strongly influence my decision: (select up to 4 options: you will receive an error message if more than 4 are selected)

Answer Options	Response Percent	Response Count
Length of day	25.0%	3
Student contact time	100.0%	12
Minimal early releases	0.0%	0
Teachers remaining in District	8.3%	1
Student attendance	8.3%	1
Student achievement	100.0%	12
Enrichment Fridays/Opportunities	8.3%	1
Students remembering lessons	83.3%	10
Maintaining student enrollment	33.3%	4
School/Community morale	0.0%	0
Community perception	0.0%	0
<i>answered question</i>		<b>12</b>

Question: The following factors strongly influence my decision (select up to 4):  
 All results on this page are from PARENTS OF STUDENTS IN BOTH LEVELS.

Of those supporting the 4-day week:

The following factors strongly influence my decision: (select up to 4 options: you will receive an error message if more than 4 are selected)

Answer Options	Response Percent	Response Count
Length of day	9.1%	3
Student contact time	27.3%	9
Minimal early releases	18.2%	6
Teachers remaining in District	72.7%	24
Student attendance	21.2%	7
Student achievement	60.6%	20
Enrichment Fridays/Opportunities	63.6%	21
Students remembering lessons	3.0%	1
Maintaining student enrollment	48.5%	16
School/Community morale	36.4%	12
Community perception	6.1%	2
<i>answered question</i>		33

Of those supporting the 5-day week:

The following factors strongly influence my decision: (select up to 4 options: you will receive an error message if more than 4 are selected)

Answer Options	Response Percent	Response Count
Length of day	25.0%	1
Student contact time	50.0%	2
Minimal early releases	0.0%	0
Teachers remaining in District	0.0%	0
Student attendance	0.0%	0
Student achievement	75.0%	3
Enrichment Fridays/Opportunities	25.0%	1
Students remembering lessons	75.0%	3
Maintaining student enrollment	25.0%	1
School/Community morale	50.0%	2
Community perception	0.0%	0
<i>answered question</i>		4

Of those undecided in their support:

The following factors strongly influence my decision: (select up to 4 options: you will receive an error message if more than 4 are selected)

Answer Options	Response Percent	Response Count
Length of day	50.0%	1
Student contact time	0.0%	0
Minimal early releases	50.0%	1
Teachers remaining in District	50.0%	1
Student attendance	0.0%	0
Student achievement	50.0%	1
Enrichment Fridays/Opportunities	0.0%	0
Students remembering lessons	0.0%	0
Maintaining student enrollment	100.0%	2
School/Community morale	50.0%	1
Community perception	50.0%	1
<i>answered question</i>		2

Question: Do you utilize the GOLD program?

All results on this page are from PARENTS OF ELEMENTARY age students.

Of those supporting the 4-day week:

Do you utilize the GOLD program?		
Answer Options	Response Percent	Response Count
Yes	73.8%	31
No	26.2%	11
<i>answered question</i>		42

Of those supporting the 5-day week:

Do you utilize the GOLD program?		
Answer Options	Response Percent	Response Count
Yes	60.0%	12
No	40.0%	8
<i>answered question</i>		20

Of those undecided in their support:

Do you utilize the GOLD program?		
Answer Options	Response Percent	Response Count
Yes	66.7%	2
No	33.3%	1
<i>answered question</i>		3

**Question:** Do you utilize the GOLD program?

All results on this page are from **PARENTS OF MIDDLE/HIGH SCHOOL** age students.

Of those supporting the 4-day week:

Do you utilize the GOLD program?		
Answer Options	Response Percent	Response Count
Yes	9.5%	6
No	90.5%	57
<i>answered question</i>		63

Of those supporting the 5-day week:

Do you utilize the GOLD program?		
Answer Options	Response Percent	Response Count
Yes	8.3%	1
No	91.7%	11
<i>answered question</i>		12

There were no undecided supporters within the MS/HS parent participants.



Question: Do you utilize the GOLD program?

All results on this page are from PARENTS OF STUDENTS IN BOTH LEVELS.

Of those supporting the 4-day week:

Do you utilize the GOLD program?		
Answer Options	Response Percent	Response Count
Yes	42.4%	14
No	57.6%	19
<i>answered question</i>		33

Of those supporting the 5-day week:

Do you utilize the GOLD program?		
Answer Options	Response Percent	Response Count
Yes	25.0%	1
No	75.0%	3
<i>answered question</i>		4

Of those undecided in their support:

Do you utilize the GOLD program?		
Answer Options	Response Percent	Response Count
Yes	0.0%	0
No	100.0%	2
<i>answered question</i>		2

Question: Is your child involved in extracurricular activities?

All results on this page are from PARENTS OF MIDDLE/HIGH SCHOOL age students.

Of those supporting the 4-day week:

Is your child involved in extra-curricular activities?		
Answer Options	Response Percent	Response Count
Yes	84.1%	53
No	15.9%	10
<i>answered question</i>		63

Of those supporting the 5-day week:

Is your child involved in extra-curricular activities?		
Answer Options	Response Percent	Response Count
Yes	66.7%	8
No	33.3%	4
<i>answered question</i>		12

There were no undecided supporters within the MS/HS parent participants.



Question: Is your child involved in extracurricular activities?

All results on this page are from PARENTS OF STUDENTS IN BOTH LEVELS.

Of those supporting the 4-day week:

Is your child involved in extra-curricular activities?		
Answer Options	Response Percent	Response Count
Yes	87.9%	29
No	12.1%	4
<i>answered question</i>		33

Of those supporting the 5-day week:

Is your child involved in extra-curricular activities?		
Answer Options	Response Percent	Response Count
Yes	100.0%	4
No	0.0%	0
<i>answered question</i>		4

Of those undecided in their support:

Is your child involved in extra-curricular activities?		
Answer Options	Response Percent	Response Count
Yes	100.0%	2
No	0.0%	0
<i>answered question</i>		2

## Question: My child is:

Breakdown of respondents who have resident children or open enrolled children.

### Parents of Elementary Students:

My child is:		
Answer Options	Response Percent	Response Count
A resident of Stanley County	72.3%	47
Open enrolled at Stanley County Schools	27.7%	18
<i>answered question</i>		65

### Parents of MS/HS Students:

My child is:		
Answer Options	Response Percent	Response Count
A resident of Stanley County	87.8%	65
Open enrolled at Stanley County Schools	12.2%	9
<i>answered question</i>		74

### Parents of Students in Both Levels:

My child is:		
Answer Options	Response Percent	Response Count
A resident of Stanley County	84.6%	33
Open enrolled at Stanley County Schools	15.4%	6
<i>answered question</i>		39

**Question:** If the District moves to a 5 day week, will you remain at Stanley County Schools?

All results on this page are those of parents of **RESIDENT** children.

Parents of Elementary Students:

If the District moves to a 5 day week, will you remain at Stanley County Schools?		
Answer Options	Response Percent	Response Count
Yes	57.4%	27
No	17.0%	8
Undecided	25.5%	12
<i>answered question</i>		<b>47</b>

Parents of MS/HS Students:

If the District moves to a 5 day week, will you remain at Stanley County Schools?		
Answer Options	Response Percent	Response Count
Yes	46.2%	30
No	12.3%	8
Undecided	41.5%	27
<i>answered question</i>		<b>65</b>

Parents of Students in Both Levels:

If the District moves to a 5 day week, will you remain at Stanley County Schools?		
Answer Options	Response Percent	Response Count
Yes	48.5%	16
No	15.2%	5
Undecided	36.4%	12
<i>answered question</i>		<b>33</b>

Question: If the District remains a 4 day week, will you remain at Stanley County Schools?

All results on this page are those of parents of **RESIDENT** children.

Parents of Elementary Students:

If the District remains a 4 day week, will you remain at Stanley County Schools?		
Answer Options	Response Percent	Response Count
Yes	78.7%	37
No	8.5%	4
Undecided	12.8%	6
<i>answered question</i>		<b>47</b>

Parents of MS/HS Students:

If the District remains a 4 day week, will you remain at Stanley County Schools?		
Answer Options	Response Percent	Response Count
Yes	93.8%	61
No	4.6%	3
Undecided	1.5%	1
<i>answered question</i>		<b>65</b>

Parents of Students in Both Levels:

If the District remains a 4 day week, will you remain at Stanley County Schools?		
Answer Options	Response Percent	Response Count
Yes	93.9%	31
No	0.0%	0
Undecided	6.1%	2
<i>answered question</i>		<b>33</b>

**Question:** If the District moves to a 5 day week, will you remain at Stanley County Schools?

All results on this page are those of parents of **OPEN ENROLLED** children.

**Parents of Elementary Students:**

If the District moves to a 5 day week, will you remain at Stanley County Schools?		
Answer Options	Response Percent	Response Count
Yes	27.8%	5
No	16.7%	3
Undecided	55.6%	10
<i>answered question</i>		18

**Parents of MS/HS Students:**

If the District moves to a 5 day week, will you remain at Stanley County Schools?		
Answer Options	Response Percent	Response Count
Yes	33.3%	3
No	22.2%	2
Undecided	44.4%	4
<i>answered question</i>		9

**Parents of Students in Both Levels:**

If the District moves to a 5 day week, will you remain at Stanley County Schools?		
Answer Options	Response Percent	Response Count
Yes	33.3%	2
No	0.0%	0
Undecided	66.7%	4
<i>answered question</i>		6



Question: If the District remains a 4 day week, will you remain at Stanley County Schools?

All results on this page are those of parents of **OPEN ENROLLED** children.

Parents of Elementary Students:

If the District remains a 4 day week, will you remain at Stanley County Schools?		
Answer Options	Response Percent	Response Count
Yes	88.9%	16
No	5.6%	1
Undecided	5.6%	1
<i>answered question</i>		18

Parents of MS/HS Students:

If the District remains a 4 day week, will you remain at Stanley County Schools?		
Answer Options	Response Percent	Response Count
Yes	66.7%	6
No	11.1%	1
Undecided	22.2%	2
<i>answered question</i>		9

Parents of Students in Both Levels:

If the District remains a 4 day week, will you remain at Stanley County Schools?		
Answer Options	Response Percent	Response Count
Yes	100.0%	6
No	0.0%	0
Undecided	0.0%	0
<i>answered question</i>		6

# Stanley County Community:

Survey Results

December 2015

# Community Participation:

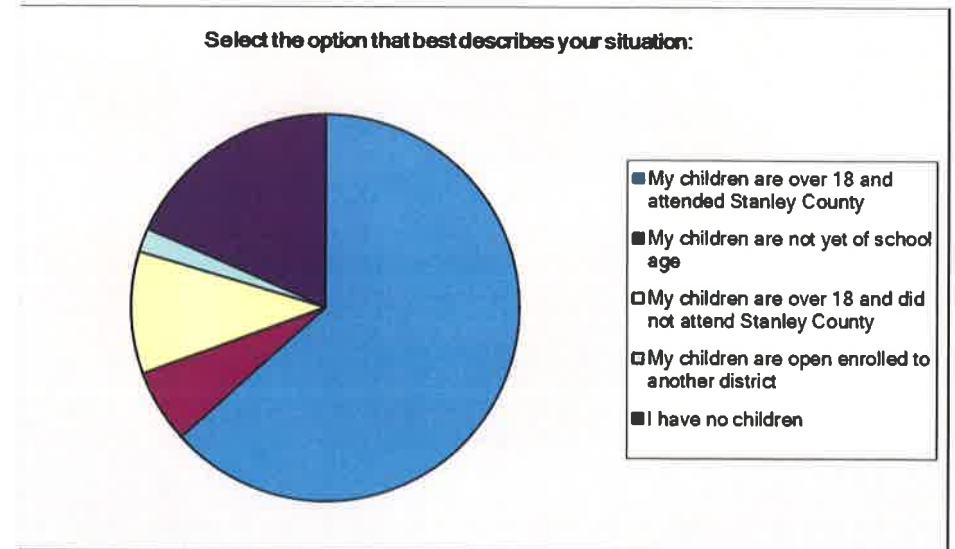
- 98 community members participated in the community survey.
  - If calculated against the registered voters in Stanley County, this equates to 5% turnout.
    - Reminder: All parents, including parents who are resident community members, were directed to the parent survey.



# Community Participation Breakdown:

Question: Select the option that best describes your situation:

Select the option that best describes your situation:		
Answer Options	Response Percent	Response Count
My children are over 18 and attended Stanley County	63.3%	62
My children are not yet of school age	6.1%	6
My children are over 18 and did not attend Stanley County	10.2%	10
My children are open enrolled to another district	2.0%	2
I have no children	18.4%	18
<i>answered question</i>		<b>98</b>



Question: I support:

I support:		
Answer Options	Response Percent	Response Count
4-day week	39.8%	39
5-day week	58.2%	57
Undecided	2.0%	2
<i>answered question</i>		98

## Community Survey

**Question:** If your child is currently open enrolled in another school district, would you potentially enroll your child at SC if the District returned to a 5-day week?

If your child is currently open enrolled in another school district, would you potentially enroll your child at SC if the District returned to a 5-day week?

Answer Options	Response Percent	Response Count
Yes	1.1%	1
No	3.4%	3
Does not apply to me	95.5%	84
<i>answered question</i>		88

**Question:** If your child is currently open enrolled in another school district, would you potentially enroll your child at SC if the District remained a 4-day week?

If your child is currently open enrolled in another school district, would you potentially enroll your child at SC if the District remained a 4-day week?

Answer Options	Response Percent	Response Count
Yes	3.4%	3
No	1.1%	1
Does not apply to me	95.5%	84
<i>answered question</i>		88